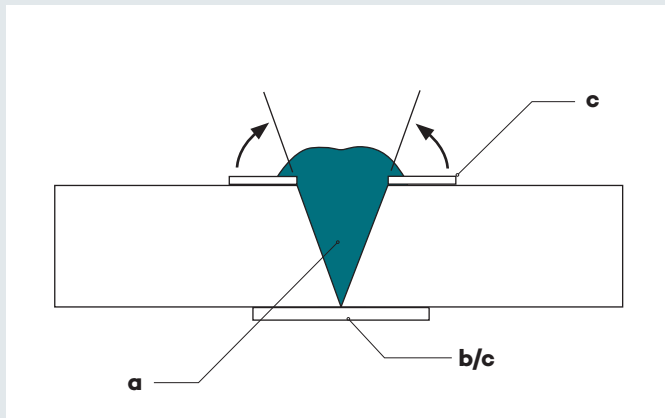


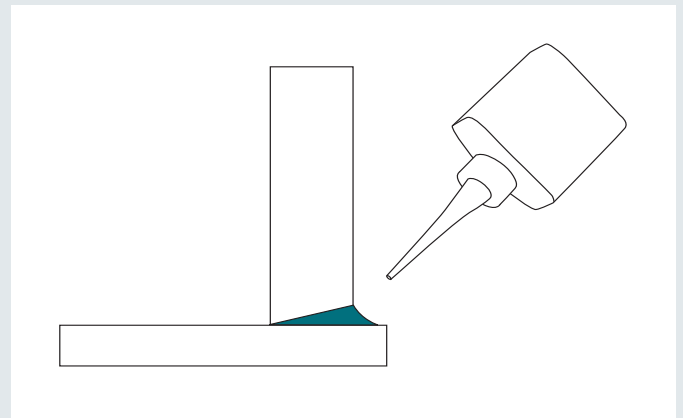


ACRIFIX®
Adhesive

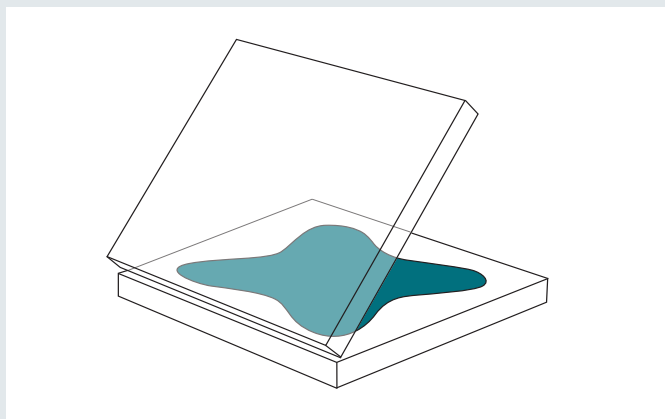
ACRIFIX® 2R 1200
2-Component Polymerization Adhesive



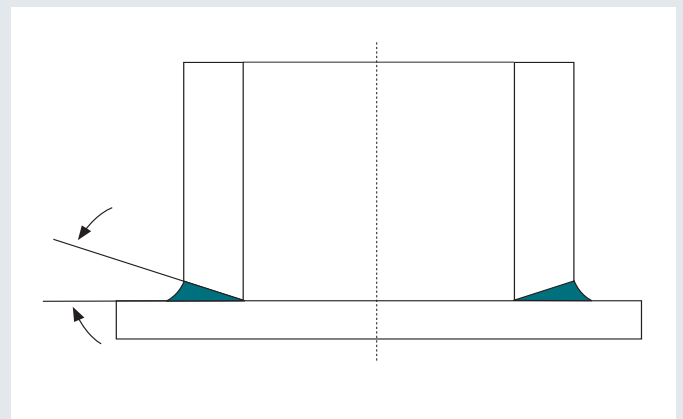
V-groove:
a = Adhesive
b = Adhesive tape with nonadhesive center strip
c = Polyester or cellulose adhesive tape



Angle joint:
Application of adhesive by PE glue dispenser



Area bonding:
Apply adhesive as a four-lobed dollop;
fold down cover carefully from the edge.



Bonding a tube end



Product and Use

Type of Adhesive

22-Component polymerization adhesive.
Clear, slightly purplish, viscous solution of an acrylic polymer in methyl methacrylate, which cures completely upon addition of ACRIFIX® CA 0020.

Applications

Preferably used for bonding acrylic (PMMA), i.e. PLEXIGLAS® GS, PLEXIGLAS® XT or parts made from PLEXIGLAS® molding compounds with each other, but also for other materials such as ABS, CAB, PS, PVC, SMS, UP and wood. The cured joints are almost colorless.

Storage/Transport

Keep container tightly closed in a cool, dry place.
UN 1133

Working Instructions

Preparing the Parts to Be Bonded

Degrease the surfaces to be bonded with ACRIFIX® TC 0030, isopropyl alcohol or petrol ether. Internally stressed parts must be annealed before bonding in order to avoid stress cracking. The annealing conditions depend on the type of material, the degree of forming and the thickness of the parts to be bonded. Parts made of extruded and injection-molded acrylic should be annealed as a matter of principle. Typical annealing times – also for cast acrylic – are 2 to 4 hours in an airflow oven at 70 to 80 °C.

Preparing the Adhesive

Add 3 to 6 % ACRIFIX® CA 0020 to ACRIFIX® 2R 1200 and stir until no more striation is visible. In the covered container, air bubbles may be allowed to rise to the surface of the adhesive. Avoid vacuum degassing.

As soon as the ACRIFIX® 2R 1200 mixture becomes thick and noticeably warm (end of pot life), it should no longer be used.

Bonding Technique

Fix the parts to be bonded in the desired position and apply suitable adhesive tape to seal the joint and to protect surrounding areas (see drawings).

Introduce ACRIFIX® 2R 1200 into the joint either directly from the mixing vessel or by means of a glue dispenser or disposable syringe, and avoid bubble formation.

Other Measures

Roughening-up with abrasive paper (grit 230 to 320) improves the adhesion to untreated surfaces of cast acrylic. Severely stressed bonds or those intended for outdoor exposure should be annealed for 2 to 4 hours at 70 to 80 °C immediately after curing.

ACRIFIX® 2R 1200 must not get into closed cavities (e. g. double glazing, tube interiors), since the curing process is severely hampered at such sites, and there is a risk of stress cracking in the bonded parts. It is advisable to flush tube cavities with air when bonding tubes.

If cavity adhesion cannot be prevented, the cavity must be rinsed gently with water for at least 20 minutes.

In case tube adhesions it is also recommended to gently blow air through the tube during bonding. ACRIFIX® 2R 1200 may be colored with ACRIFIX® CO 9073, CO W074, CO 3075, CO 5076, CO 1077, for example.



Properties of Bonds

Further treatment of bonded parts

- 3 to 6 hours after curing,
- sanding and polishing after 24 hours

Tensile shear strength (v = 5 mm/min)		
Material (to itself)	non-annealed	annealed (5 hrs at 80 °C)
Cast acrylic / cast acrylic:	36 - 42 MPa	42 - 48 MPa
Extruded acrylic / extruded acrylic:	32 - 38 Mpa	40 - 46 MPa

Appearance of Bonds

Almost colorless to slightly yellowish. The joint may become slightly cloudy upon exposure to water. With higher amounts of ACRIFIX® CA 0020 and ACRIFIX® TH 0032, and temperatures > 70°C, discoloration is possible.

Limitation of Liability

Our ACRIFIX® adhesives and other auxiliary agents were developed exclusively for use with our PLEXIGLAS® products and are specially adjusted to the properties of these materials. Any recommendations and guidelines for workshop practice therefore refer exclusively to these products.

Claims for damages, especially under product liability laws, are ruled out if made in connection with the use of products from other manufacturers.

Safety Measures and Health Protection

For further information on safety measures, the exclusion of health risks when handling adhesives and on their disposal, see our Safety Data Sheet.

Availability according to the current sales range.



Typical values	
Properties	Properties
Viscosity; Brookfield II/12/20 °C	2800 – 3600 mPa · s
Density (20 °C)	~ 1.02 g/cm ³
Refractive index n _{D20}	~ 1.44
Color	clear, slightly purplish
Flash point (DIN 53213)	~ 10 °C
Storage stability	2 years after filling, if correctly stored
Storage temperature	Max. 30 °C
Packaging materials	colored glass, aluminum
Thinner	ACRIFIX® TC 0030, max. 10 %
Cleaning agents for equipment	ACRIFIX® TC 0030 or ethyl acetate
Curing / pot life (at 200 g adhesive, 20 °C) with 3 % ACRIFIX® CA 0020	~ 50 min / ~ 20 min

POLYVANTIS GmbH

Riedbahnstraße 70
64331 Weiterstadt
Germany

www.plexiglas.de
www.polyvantis.com

® = registered trademark

Semi-finished polymethyl methacrylate (PMMA) products from POLYVANTIS are sold on the European, Asian, African and Australian continents under the registered trademark PLEXIGLAS®, in the Americas under the registered trademark ACRYLITE®, both owned by Röhm GmbH, Darmstadt, or its affiliates. Certified to DIN EN ISO 9001 (Quality) and DIN EN ISO 14001 (Environment)

This information and all further technical advice is based on our present knowledge and experience. However, it implies no liability or other legal responsibility on our part, including with regard to existing third party intellectual property rights, especially patent rights. In particular, no warranty, whether express or implied, or guarantee of product properties in the legal sense is intended or implied. We reserve the right to make any changes according to technological progress or further developments.

The customer is not released from the obligation to conduct careful inspection and testing of incoming goods. Performance of the product described herein should be verified by testing, which should be carried out only by qualified experts in the sole responsibility of a customer. Reference to trade names used by other companies is neither a recommendation, nor does it imply that similar products could not be used.